

**Ports de Commerce de Corse**  
**Porti di Commerciù di Corsica**

**Mensuel**  
***U Misincu***

**Rotations 2023**  
***Rutazione 2023***

**mars 2023**  
**marzu 2023**

## ROTATIONS GLOBAL

TOTAL PORTS	Rotations du 1er au 31 mars			Cumul rotations depuis le 1er Janvier		
	2022	2023	Variation	2022	2023	Variation
Régulier National	350	301	-14,00%	1 016	960	-5,51%
Régulier International	200	267	33,50%	596	760	27,52%
<b>TOTAL</b>	<b>550</b>	<b>568</b>	<b>3,27%</b>	<b>1 612</b>	<b>1 720</b>	<b>6,70%</b>
Croisières	8	4	-50,00%	8	4	-50,00%
Hydrocarbures	32	28	-12,50%	96	76	-20,83%
Ciment	46	43	-6,52%	110	106	-3,64%
<b>TOTAL</b>	<b>78</b>	<b>71</b>	<b>-8,97%</b>	<b>206</b>	<b>182</b>	<b>-11,65%</b>
<b>TOTAL</b>	<b>636</b>	<b>643</b>	<b>1,10%</b>	<b>1 826</b>	<b>1 906</b>	<b>4,38%</b>

AJACCIO	Rotations du 1er au 31 mars			Cumul rotations depuis le 1er Janvier		
	2022	2023	Variation	2022	2023	Variation
Régulier National	124	109	-12,10%	359	342	-4,74%
Régulier International	8	9	12,50%	24	29	20,83%
<b>TOTAL</b>	<b>132</b>	<b>118</b>	<b>-10,61%</b>	<b>383</b>	<b>371</b>	<b>-3,13%</b>
Croisières	8	4	-50,00%	8	4	-50,00%
Hydrocarbures	16	10	-37,50%	38	28	-26,32%
Ciment	14	14	0,00%	32	28	-12,50%
<b>TOTAL</b>	<b>30</b>	<b>24</b>	<b>-20,00%</b>	<b>70</b>	<b>56</b>	<b>-20,00%</b>
<b>TOTAL</b>	<b>170</b>	<b>146</b>	<b>-14,12%</b>	<b>461</b>	<b>431</b>	<b>-6,51%</b>

BASTIA	Rotations du 1er au 31 mars			Cumul rotations depuis le 1er Janvier		
	2022	2023	Variation	2022	2023	Variation
Régulier National	134	121	-9,70%	393	381	-3,05%
Régulier International	56	57	1,79%	168	170	1,19%
<b>TOTAL</b>	<b>190</b>	<b>178</b>	<b>-6,32%</b>	<b>561</b>	<b>551</b>	<b>-1,78%</b>
Croisières	0	0	-	0	0	-
Hydrocarbures	14	16	14,29%	54	46	-14,81%
Ciment	10	7	-30,00%	22	25	13,64%
<b>TOTAL</b>	<b>24</b>	<b>23</b>	<b>-4,17%</b>	<b>76</b>	<b>71</b>	<b>-6,58%</b>
<b>TOTAL</b>	<b>214</b>	<b>201</b>	<b>-6,07%</b>	<b>637</b>	<b>622</b>	<b>-2,35%</b>

BONIFACIO	Rotations du 1er au 31 mars			Cumul rotations depuis le 1er Janvier		
	2022	2023	Variation	2022	2023	Variation
Régulier National	0	0	-	0	0	-
Régulier International	134	196	46,27%	396	552	39,39%
<b>TOTAL</b>	<b>134</b>	<b>196</b>	<b>46,27%</b>	<b>396</b>	<b>552</b>	<b>39,39%</b>
Croisières	0	0	-	0	0	-
Hydrocarbures	0	0	-	0	0	-
Ciment	0	0	-	0	0	-
<b>TOTAL</b>	<b>0</b>	<b>0</b>	<b>-</b>	<b>0</b>	<b>0</b>	<b>-</b>
<b>TOTAL</b>	<b>134</b>	<b>196</b>	<b>46,27%</b>	<b>396</b>	<b>552</b>	<b>39,39%</b>

L'ILE-ROUSSE	Rotations du 1er au 31 mars			Cumul rotations depuis le 1er Janvier		
	2022	2023	Variation	2022	2023	Variation
Régulier National	30	24	-20,00%	93	81	-12,90%
Régulier International	2	4	100,00%	7	8	14,29%
<b>TOTAL</b>	<b>32</b>	<b>28</b>	<b>-12,50%</b>	<b>100</b>	<b>89</b>	<b>-11,00%</b>
Croisières	0	0	-	0	0	-
Hydrocarbures	0	0	-	0	0	-
Ciment	10	10	0,00%	22	21	-4,55%
<b>TOTAL</b>	<b>10</b>	<b>10</b>	<b>0,00%</b>	<b>22</b>	<b>21</b>	<b>-4,55%</b>
<b>TOTAL</b>	<b>42</b>	<b>38</b>	<b>-9,52%</b>	<b>122</b>	<b>110</b>	<b>-9,84%</b>

PORTO-VECCHIO	Rotations du 1er au 31 mars			Cumul rotations depuis le 1er Janvier		
	2022	2023	Variation	2022	2023	Variation
Régulier National	34	25	-26,47%	93	86	-7,53%
Régulier International	0	1	-	1	1	0,00%
<b>TOTAL</b>	<b>34</b>	<b>26</b>	<b>-23,53%</b>	<b>94</b>	<b>87</b>	<b>-7,45%</b>
Croisières	0	0	-	0	0	-
Hydrocarbures	0	0	-	0	0	-
Ciment	12	12	0,00%	34	32	-5,88%
<b>TOTAL</b>	<b>12</b>	<b>12</b>	<b>0,00%</b>	<b>34</b>	<b>32</b>	<b>-5,88%</b>
<b>TOTAL</b>	<b>46</b>	<b>38</b>	<b>-17,39%</b>	<b>128</b>	<b>119</b>	<b>-7,03%</b>

PROPRIANO	Rotations du 1er au 31 mars			Cumul rotations depuis le 1er Janvier		
	2022	2023	Variation	2022	2023	Variation
Régulier National	28	22	-21,43%	78	70	-10,26%
Régulier International	0	0	-	0	0	-
<b>TOTAL</b>	<b>28</b>	<b>22</b>	<b>-21,43%</b>	<b>78</b>	<b>70</b>	<b>-10,26%</b>
Croisières	0	0	-	0	0	-
Hydrocarbures	2	2	0,00%	4	2	-50,00%
Ciment	0	0	-	0	0	-
<b>TOTAL</b>	<b>2</b>	<b>2</b>	<b>0,00%</b>	<b>4</b>	<b>2</b>	<b>-50,00%</b>
<b>TOTAL</b>	<b>30</b>	<b>24</b>	<b>-20,00%</b>	<b>82</b>	<b>72</b>	<b>-12,20%</b>

ROTATIONS

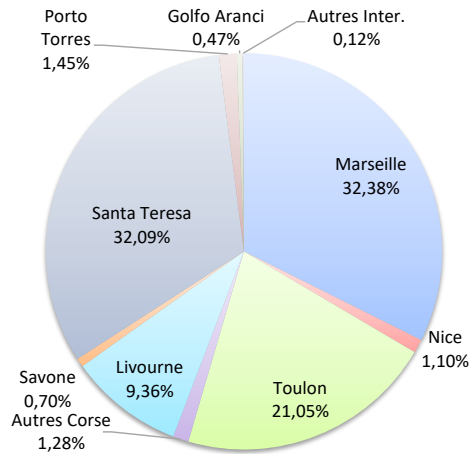
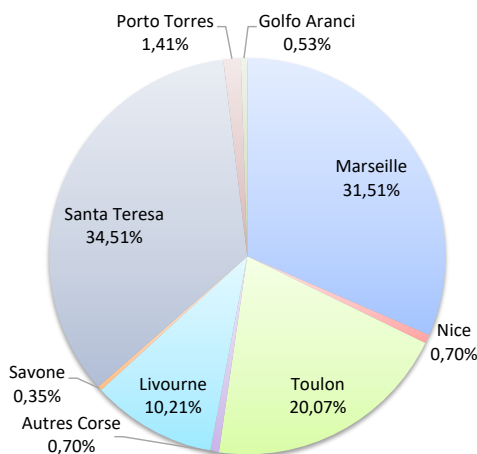
	Rotations du 1er au 31 mars			Cumul rotations depuis le 1er Janvier		
	2022	2023	Variation	2022	2023	Variation
Régulier National	350	301	-14,00%	1 016	960	-5,51%
Régulier Internat°	200	267	33,50%	596	760	27,52%
<b>TOTAL</b>	<b>550</b>	<b>568</b>	<b>3,27%</b>	<b>1 612</b>	<b>1 720</b>	<b>6,70%</b>
Croisières	8	4	-50,00%	8	4	-50,00%
Hydrocarbures	32	28	-12,50%	96	76	-20,83%
Ciment	46	43	-6,52%	110	106	-3,64%
<b>TOTAL</b>	<b>78</b>	<b>71</b>	<b>-8,97%</b>	<b>206</b>	<b>182</b>	<b>-11,65%</b>
<b>TOTAL</b>	<b>636</b>	<b>643</b>	<b>1,10%</b>	<b>1 826</b>	<b>1 906</b>	<b>4,38%</b>

Lignes	Escales	Variation n-1
Marseille	179	-13,94%
Nice	4	-33,33%
Toulon	114	-12,31%
Autres Corse	4	-33,33%
Livourne	58	3,57%
Savone	2	0,00%
Santa Teresa	196	48,48%
Porto Torres	8	48,48%
Golfo Aranci	3	50,00%
Autres Inter.	0	-

Lignes	Escales	Variation n-1
Marseille	557	-6,54%
Nice	19	-29,63%
Toulon	362	-2,69%
Autres Corse	22	4,76%
Livourne	161	1,90%
Savone	12	20,00%
Santa Teresa	552	40,10%
Porto Torres	25	4,17%
Golfo Aranci	8	-20,00%
Autres Inter.	2	-

LIGNES

REGULIERS NAT° ET INTERNAT°

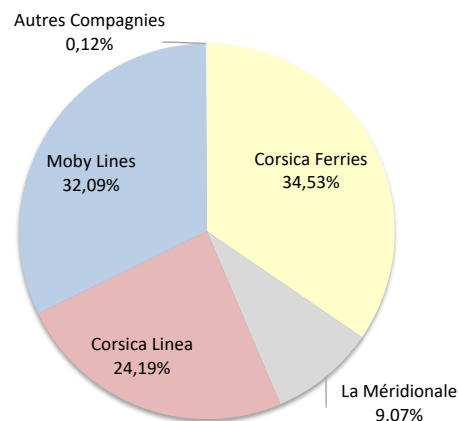
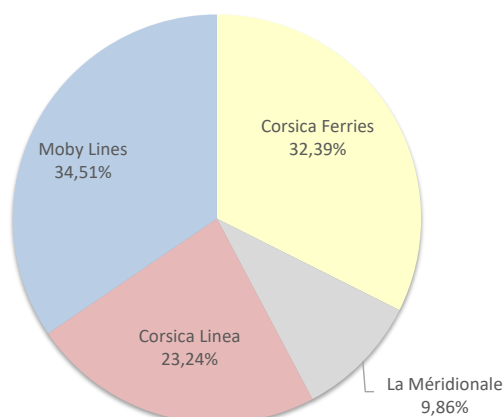


COMPAGNIES

REGULIERS NAT° et INTERNAT°

Compagnies	Escales	Variation n-1
Corsica Ferries	184	-11,54%
La Méridionale	56	-3,45%
Corsica Linea	132	-12,00%
Moby Lines	196	46,27%
Autres Compagnies	0	-

Compagnies	Escales	Variation n-1
Corsica Ferries	594	-2,94%
La Méridionale	156	-7,14%
Corsica Linea	416	-4,59%
Moby Lines	552	39,39%
Autres Compagnies	2	-



# PORT DE COMMERCE D'AJACCIO

mars 2023

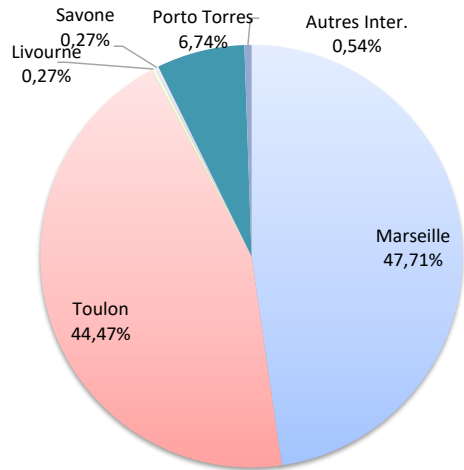
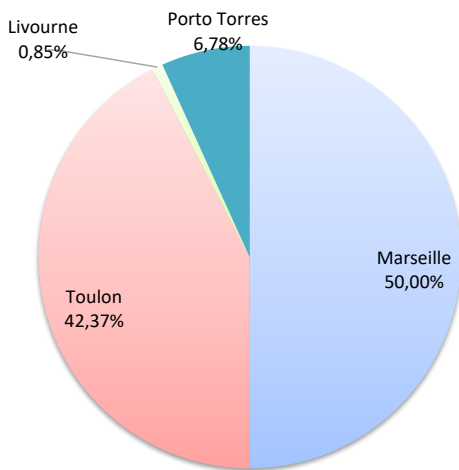
## ROTATIONS

	Rotations du 1er au 31 mars			Cumul rotations depuis le 1er Janvier		
	2022	2023	Variation	2022	2023	Variation
Régulier National	124	109	-12,10%	359	342	-4,74%
Régulier Internat°	8	9	12,50%	24	29	20,83%
<b>TOTAL</b>	<b>132</b>	<b>118</b>	<b>-10,61%</b>	<b>383</b>	<b>371</b>	<b>-3,13%</b>
Croisières	8	4	-50,00%	8	4	-50,00%
Hydrocarbures	16	10	-37,50%	38	28	-26,32%
Ciment	14	14	0,00%	32	28	-12,50%
<b>TOTAL</b>	<b>30</b>	<b>24</b>	<b>-20,00%</b>	<b>70</b>	<b>56</b>	<b>-20,00%</b>
<b>TOTAL</b>	<b>170</b>	<b>146</b>	<b>-14,12%</b>	<b>461</b>	<b>431</b>	<b>-6,51%</b>

### LIGNES REGULIERS NAT° ET INTERNAT°

Lignes	Escales	Variation n-1
Marseille	59	-4,84%
Toulon	50	-19,35%
Livourne	1	-
Savone	0	-
Porto Torres	8	0,00%
Golfo Aranci	0	-
Autres Inter.	0	-

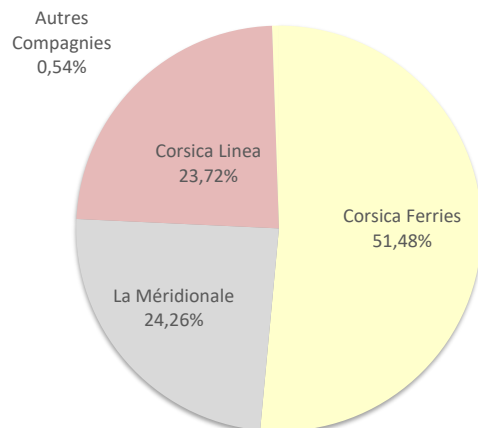
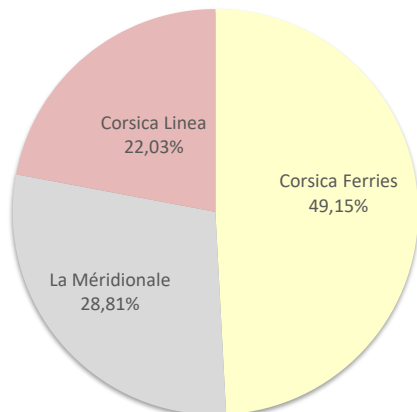
Lignes	Escales	Variation n-1
Marseille	177	-3,80%
Toulon	165	-5,71%
Livourne	1	-
Savone	1	-
Porto Torres	25	8,70%
Golfo Aranci	0	-100,00%
Autres Inter.	2	-



### COMPAGNIES REGULIERS NAT° ET INTERNAT°

Compagnies	Escales	Variation n-1
Corsica Ferries	58	-17,14%
La Méridionale	34	13,33%
Corsica Linea	26	-18,75%
Autres Compagnies	0	-

Compagnies	Escales	Variation n-1
Corsica Ferries	191	-4,02%
La Méridionale	90	0,00%
Corsica Linea	88	-6,38%
Autres Compagnies	2	-



ROTATIONS

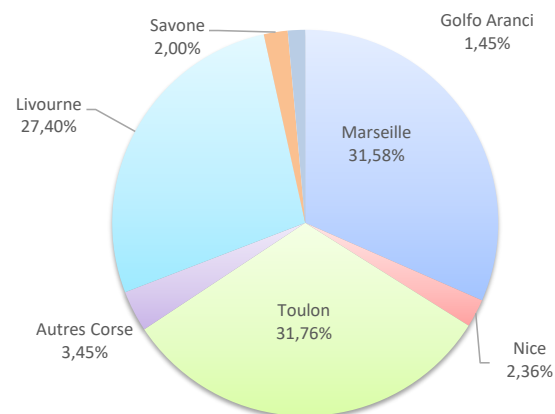
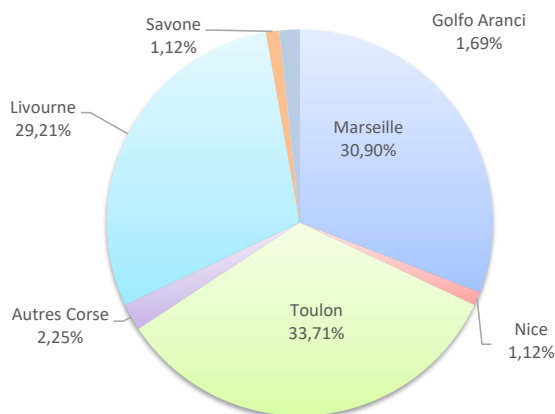
	Rotations du 1er au 31 mars		
	2022	2023	Variation
Régulier National	134	121	-9,70%
Régulier Internat°	56	57	1,79%
<b>TOTAL</b>	<b>190</b>	<b>178</b>	<b>-6,32%</b>
Croisières	0	0	-
Hydrocarbures	14	16	14,29%
Ciment	10	7	-30,00%
<b>TOTAL</b>	<b>24</b>	<b>23</b>	<b>-4,17%</b>
<b>TOTAL</b>	<b>214</b>	<b>201</b>	<b>-6,07%</b>

	Cumul rotations depuis le 1er Janvier		
	2022	2023	Variation
Régulier National	393	381	-3,05%
Régulier Internat°	168	170	1,19%
<b>TOTAL</b>	<b>561</b>	<b>551</b>	<b>-1,78%</b>
Croisières	0	0	-
Hydrocarbures	54	46	-14,81%
Ciment	22	25	13,64%
<b>TOTAL</b>	<b>76</b>	<b>71</b>	<b>-6,58%</b>
<b>TOTAL</b>	<b>637</b>	<b>622</b>	<b>-2,35%</b>

**LIGNES**  
REGULIERS NAT° ET INTERNAT°

Lignes	Escales	Variation n-1
Marseille	55	-11,29%
Nice	2	-50,00%
Toulon	60	-3,23%
Autres Corse	4	-33,33%
Livourne	52	0,00%
Savone	2	0,00%
Golfo Aranci	3	50,00%

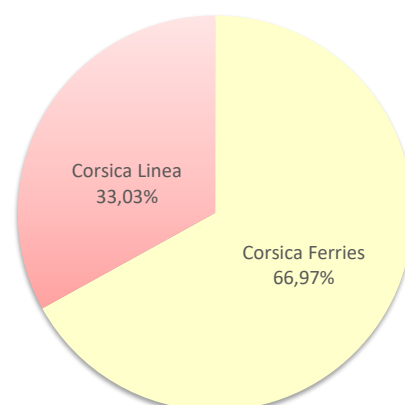
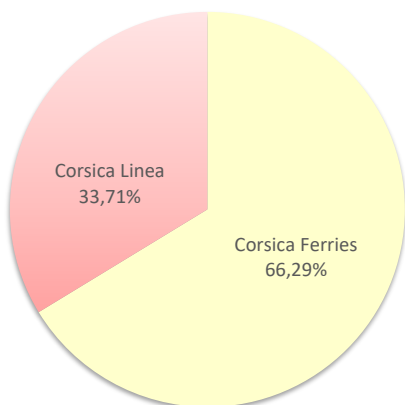
Lignes	Escales	Variation n-1
Marseille	174	-3,33%
Nice	13	-27,78%
Toulon	175	-2,78%
Autres Corse	19	26,67%
Livourne	151	1,34%
Savone	11	10,00%
Golfo Aranci	8	-11,11%



**COMPAGNIES**  
REGULIERS NAT° ET INTERNAT°

Compagnies	Escales	Variation n-1
Corsica Ferries	118	-7,81%
Corsica Linea	60	-3,23%

Compagnies	Escales	Variation n-1
Corsica Ferries	369	-2,64%
Corsica Linea	182	0,00%



# PORT DE COMMERCE DE BONIFACIO

mars 2023

## ROTATIONS

	Rotations du 1er au 31 mars			Cumul rotations depuis le 1er Janvier		
	2022	2023	Variation	2022	2023	Variation
Régulier National	0	0	-	0	0	-
Régulier Internat°	134	196	46,27%	396	552	39,39%
<b>TOTAL</b>	<b>134</b>	<b>196</b>	<b>46,27%</b>	<b>396</b>	<b>552</b>	<b>39,39%</b>
Croisières	0	0	-	0	0	-
Hydrocarbures	0	0	-	0	0	-
Ciment	0	0	-	0	0	-
<b>TOTAL</b>	<b>0</b>	<b>0</b>	<b>-</b>	<b>0</b>	<b>0</b>	<b>-</b>
<b>TOTAL</b>	<b>134</b>	<b>196</b>	<b>46,27%</b>	<b>396</b>	<b>552</b>	<b>39,39%</b>

### LIGNES REGULIERS NAT° ET INTERNAT°

Lignes	Escales	Variation n-1
Livourne	0	-100,00%
Santa Teresa	196	48,48%

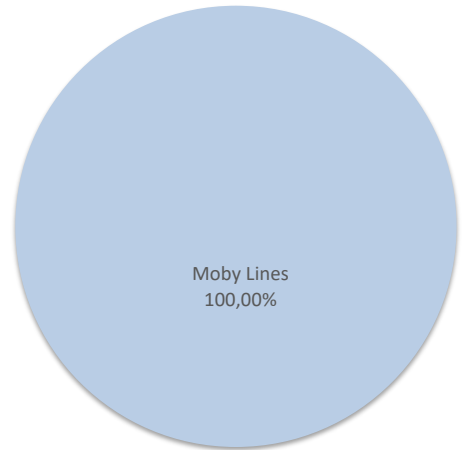
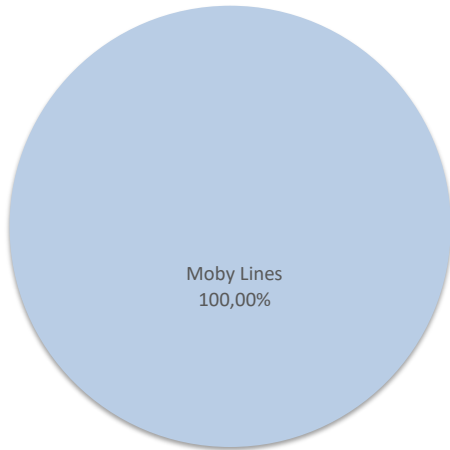
Lignes	Escales	Variation n-1
Livourne	0	-100,00%
Santa Teresa	552	40,10%



### COMPAGNIES REGULIERS NAT° ET INTERNAT°

Compagnies	Escales	Variation n-1
Moby Lines	196	46,27%

Compagnies	Escales	Variation n-1
Moby Lines	552	39,39%



# PORT DE COMMERCE DE L'ILE-ROUSSE

mars 2023

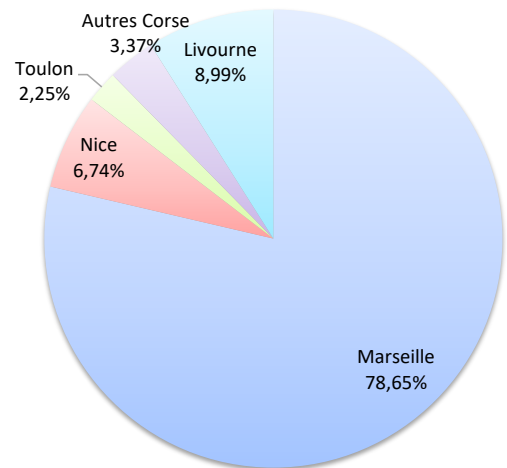
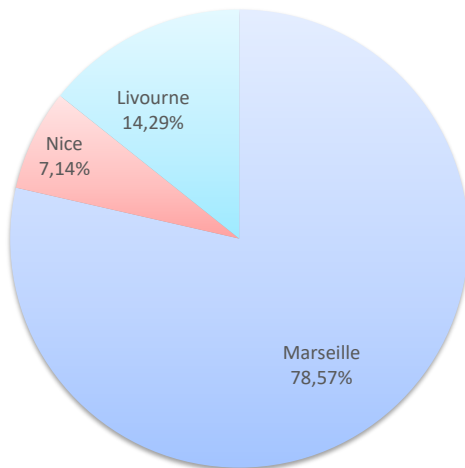
## ROTATIONS

	Rotations du 1er au 31 mars			Cumul rotations depuis le 1er Janvier		
	2022	2023	Variation	2022	2023	Variation
Régulier National	30	24	-20,00%	93	81	-12,90%
Régulier Internat°	2	4	100,00%	7	8	14,29%
<b>TOTAL</b>	<b>32</b>	<b>28</b>	<b>-12,50%</b>	<b>100</b>	<b>89</b>	<b>-11,00%</b>
Croisières	0	0	-	0	0	-
Hydrocarbures	0	0	-	0	0	-
Ciment	10	10	0,00%	22	21	-4,55%
<b>TOTAL</b>	<b>10</b>	<b>10</b>	<b>0,00%</b>	<b>22</b>	<b>21</b>	<b>-4,55%</b>
<b>TOTAL</b>	<b>42</b>	<b>38</b>	<b>-9,52%</b>	<b>122</b>	<b>110</b>	<b>-9,84%</b>

### LIGNES REGULIERS NAT° ET INTERNAT°

Lignes	Escales	Variation n-1
Marseille	22	-21,43%
Nice	2	0,00%
Toulon	0	-
Autres Corse	0	-
Livourne	4	100,00%

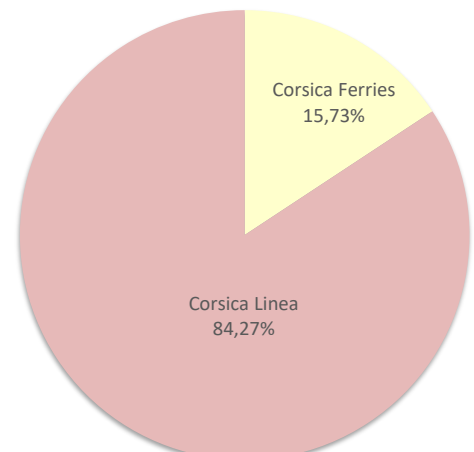
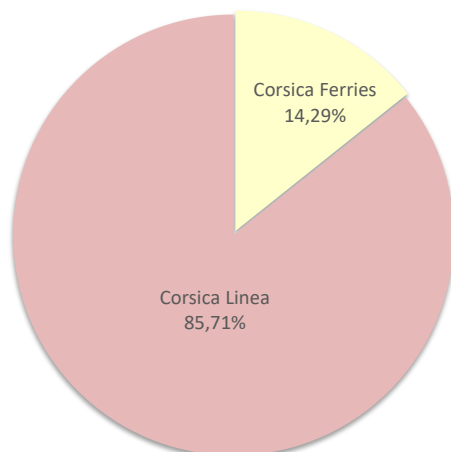
Lignes	Escales	Variation n-1
Marseille	70	-10,26%
Nice	6	-33,33%
Toulon	2	-
Autres Corse	3	-50,00%
Livourne	8	14,29%



### COMPAGNIES REGULIERS NAT° ET INTERNAT°

Compagnies	Escales	Variation n-1
Corsica Ferries	4	0,00%
Corsica Linea	24	-14,29%

Compagnies	Escales	Variation n-1
Corsica Ferries	14	-12,50%
Corsica Linea	75	-10,71%



# PORT DE COMMERCE DE PORTO-VECCHIO

mars 2023

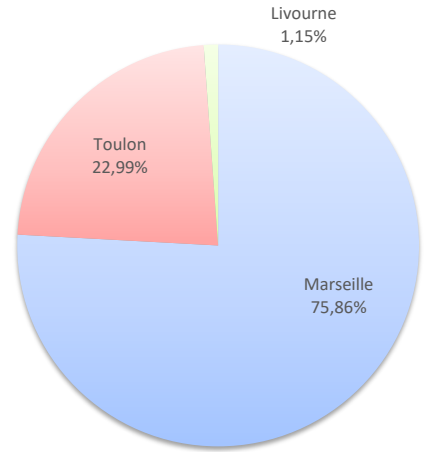
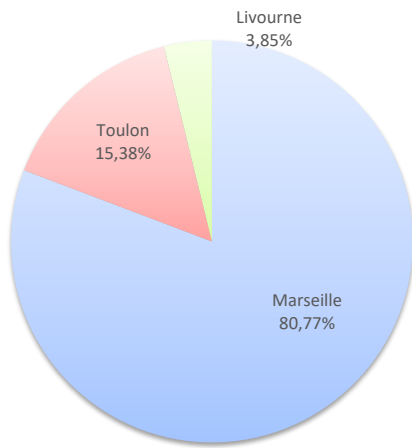
## ROTATIONS

	Rotations du 1er au 31 mars			Cumul rotations depuis le 1er Janvier		
	2022	2023	Variation	2022	2023	Variation
Régulier National	34	25	-26,47%	93	86	-7,53%
Régulier Internat°	0	1	-	1	1	0,00%
<b>TOTAL</b>	<b>34</b>	<b>26</b>	<b>-23,53%</b>	<b>94</b>	<b>87</b>	<b>-7,45%</b>
Croisières	0	0	-	0	0	-
Hydrocarbures	0	0	-	0	0	-
Ciment	12	12	0,00%	34	32	-5,88%
<b>TOTAL</b>	<b>12</b>	<b>12</b>	<b>0,00%</b>	<b>34</b>	<b>32</b>	<b>-5,88%</b>
<b>TOTAL</b>	<b>46</b>	<b>38</b>	<b>-17,39%</b>	<b>128</b>	<b>119</b>	<b>-7,03%</b>

### LIGNES REGULIERS NAT° ET INTERNAT°

Lignes	Escales	Variation n-1
Marseille	21	-25,00%
Toulon	4	-33,33%
Livourne	1	-
Porto Torres	0	-

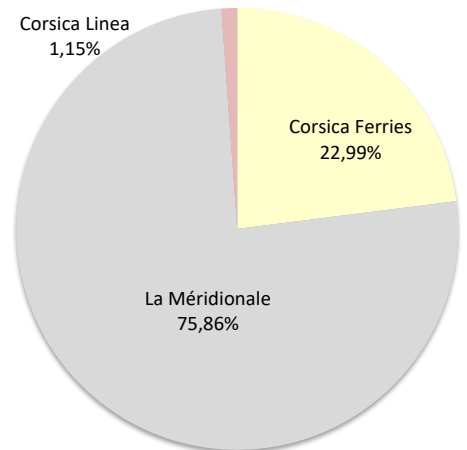
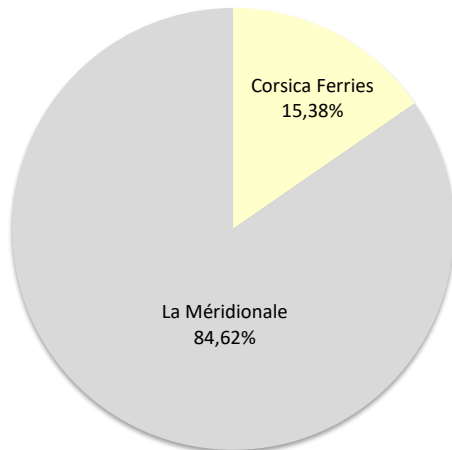
Lignes	Escales	Variation n-1
Marseille	66	-13,16%
Toulon	20	17,65%
Livourne	1	-
Porto Torres	0	-100,00%



### COMPAGNIES REGULIERS NAT° ET INTERNAT°

Compagnies	Escales	Variation n-1
Corsica Ferries	4	-33,33%
La Méridionale	22	-
Corsica Linea	0	-100,00%

Compagnies	Escales	Variation n-1
Corsica Ferries	20	11,11%
La Méridionale	66	-
Corsica Linea	1	-98,68%



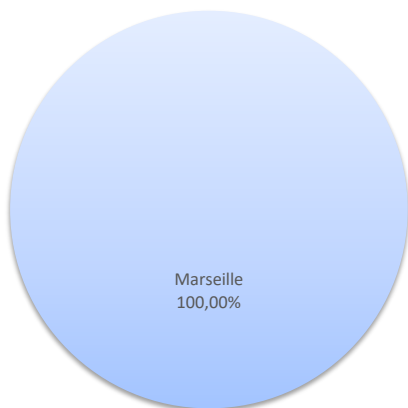


ROTATIONS

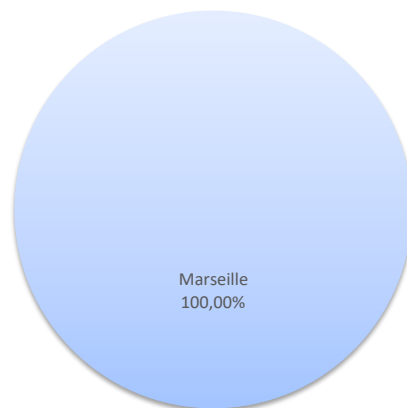
	Rotations du 1er au 31 mars			Cumul rotations depuis le 1er Janvier		
	2022	2023	Variation	2022	2023	Variation
Régulier National	28	22	-21,43%	78	70	-10,26%
Régulier Internat°	0	0	-	0	0	-
<b>TOTAL</b>	<b>28</b>	<b>22</b>	<b>-21,43%</b>	<b>78</b>	<b>70</b>	<b>-10,26%</b>
Croisières	0	0	-	0	0	-
Hydrocarbures (Bitume)	2	2	0,00%	4	2	-50,00%
Ciment	0	0	-	0	0	-
<b>TOTAL</b>	<b>2</b>	<b>2</b>	<b>0,00%</b>	<b>4</b>	<b>2</b>	<b>-50,00%</b>
<b>TOTAL</b>	<b>30</b>	<b>24</b>	<b>-20,00%</b>	<b>82</b>	<b>72</b>	<b>-12,20%</b>

**LIGNES**  
REGULIERS NAT° ET INTERNAT°

Lignes	Escales	Variation n-1
Marseille	22	-21,43%

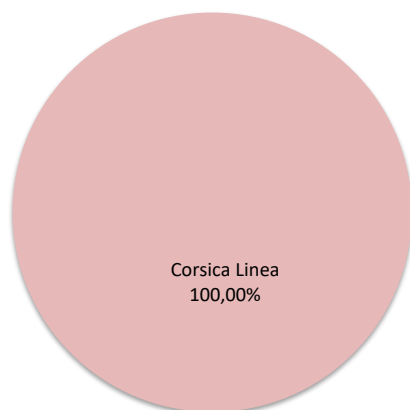


Lignes	Escales	Variation n-1
Marseille	70	-10,26%



**COMPAGNIES**  
REGULIERS NAT° ET INTERNAT°

Compagnies	Escales	Variation n-1
La Méridionale	0	-100,00%
Corsica Linea	22	-



Compagnies	Escales	Variation n-1
La Méridionale	0	-100,00%
Corsica Linea	70	-

